

### The ISIS Application Gets Upgraded

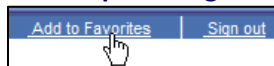
The University of Massachusetts Lowell is currently upgrading the Intercampus Student Information System (ISIS). You will notice a few key enhancements to the upgraded application at its release in December 2009.

### What's New for Student Self Service?


There are five key updates happening within the Student Self Service pages for Lowell students:

- ❖ **The Student Center:** You will be able to access Self Service pages from a launch page. This page will provide you with a summary of your self service details from Financial Aid information to grades. You can then access your Self Service pages via shortcuts within the Student Center.
- ❖ **View Your Course History:** The new Course History page will provide you with one list of all the courses you have taken, including transfer courses.
- ❖ **Your New Online Planner:** The Student Planner is a new self service feature that can be used to plan your whole academic career. You will be able to place courses in the planner from the course catalog. This planner serves as a reminder of what classes you need or want to take in the future.
- ❖ **Your Shopping Cart:** You will be able to store classes in the catalog in a shopping cart. When you are ready to enroll, you can go to your shopping cart and enroll in the classes you had selected.
- ❖ **New My Requirements Page:** The My Requirements page will provide you with your career requirements. You can directly link to the course catalog to view descriptions of each course and you can enroll in a class right from the My Requirements page.

### Quick Tip: Adding Favorites

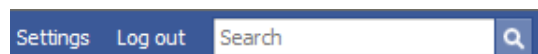


You will be able to store self service pages as favorites. Just navigate to the page and click the Add to Favorites link at the top right corner of the page. Once you create a favorite, it is stored in the system. The favorite is available no matter what computer you use to login.



### Become a Fan on Facebook!

The University has created a Student Upgrade Fan page to keep you informed of the approaching upgrade. You can join now by entering *UMass Lowell ISIS Upgrade* in the Facebook search box in the top right corner of your Facebook homepage:



The Fan page will provide you with:

- ❖ Sneak peeks of the new features;
- ❖ Access to online tutorials;
- ❖ A discussion board to share your thoughts with other students.

### Not a Facebooker?

That's okay. You can view sneak peeks, access training documentation, and much more from the ISIS Upgrade site: [isis.uml.edu](http://isis.uml.edu).

### Get Smart: Online Tutorials and More!

You can access online tutorials and printable job aids on the new Self Service features. Just visit [isis.uml.edu](http://isis.uml.edu).