
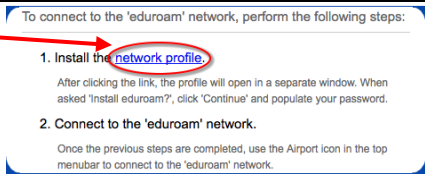


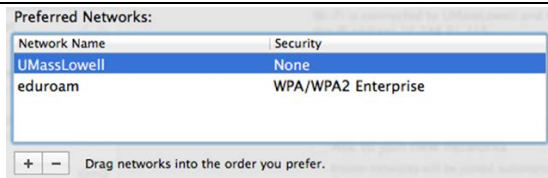


Welcome to the UMass Lowell wireless network. The Information Technology Office is proud to offer a single secure wireless network across campus which provides wireless access to our network and the Internet. Please contact the IT Service Desk at 978-934-4357 (x44357) or via help@uml.edu if you need assistance.

Setting Up Your Mac OS X Computer

<p>1. While on the UMass Lowell campus, connect to the “UMassLowell” open wireless network.</p>	<p><i>Note: If you are a visitor or guest to UMass Lowell (i.e. not faculty, staff, or student), please see the instructions for accessing the UMass Lowell guest wireless network at uml.edu/wireless.</i></p>
<p>2. Open a web browser on your Mac and go to uml.edu/eduroam</p>	<p><i>Note: If you see any security warnings during these steps, tap “Continue” or “Accept”.</i></p>
<p>3. You will be asked for permission to configure your device to use the UMass Lowell eduroam wireless network.</p> <p>Check the “I accept...” checkbox, then click “Start”.</p>	
<p>4. In the ‘Device Selection’ screen, click “This Device”.</p>	
<p>5. In the next screen, click “Setup” under ‘Mac OS X’.</p>	
<p>6. Click the “network profile” link in this window.</p>	
<p>7. Click “Continue” to install the ‘eduroam’ profile.</p>	
<p>8. Enter your UMass Lowell credentials (your full UMass Lowell email address and password) and click “Install”.</p> <p><i>Note: You may be prompted to enter your Mac’s login password.</i></p>	
<p>9. When you see this completed profile window, close the profile window, pull down the WiFi menu (📶), and select “eduroam”.</p>	
<p>10. You will need to remove the “UMassLowell” guest wireless network from your list of preferred networks:</p> <p>a) Pull down the WiFi menu (📶) again, select “Open Network Preferences”, then click “Advanced”.</p> <p>b) In the list of preferred networks, select “UMassLowell” then click the “-” button, click “OK”, then “Apply”. Close the network preference windows.</p>	

Congratulations – you are now connected to the UMass Lowell ‘eduroam’ secure wireless network.