



Exploring Similarities and Differences Through Cultural Objects


Step 1

	<p>Walk around your home and notice all of the objects – books, pictures, toys, tools, quilts, food products, etc.</p> <p>Think about: What are the objects used for? Where did they come from?</p>
---	---


Step 2

	<p>Choose one of the cultural groups of immigrants that came to Lowell. Circle the group.</p> <ul style="list-style-type: none">• Irish• French Canadian• Greek• Portuguese• Columbian• Cambodian
--	--

Step 3

	<p>Look at the list of objects associated with that cultural group.</p> <p>Pick a few objects from your cultural group and match them to three different categories in the chart below.</p>
---	---

Step 4

	<p>Look at another cultural group's list of objects and find three objects that fit into your three categories.</p>
---	---

Step 5



Look around your home at the objects you identified in Step 1, and place at least three of those objects into the categories.

Step 6



Look at all of the objects in your chart.

Respond to the following prompts:

What is similar or different about the objects in the categories?

Draw a picture of one of the objects from your house and write a two sentence description of it.

	Tools	Religion	Music	Food	Games, Toys, Sports	Clothing	Important Documents	Pictures, Photographs
Step 3 Cultural Group								
Step 4 Cultural Group								
Step 5 My House								