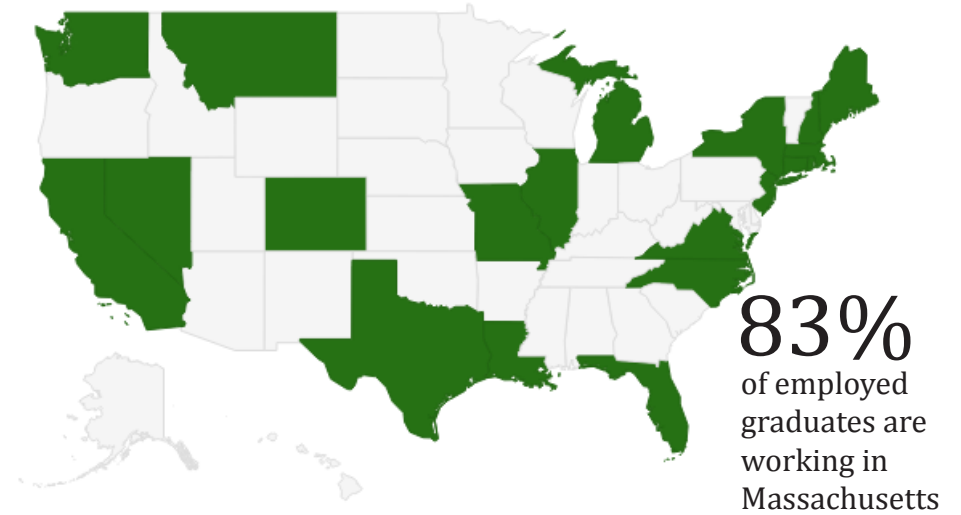
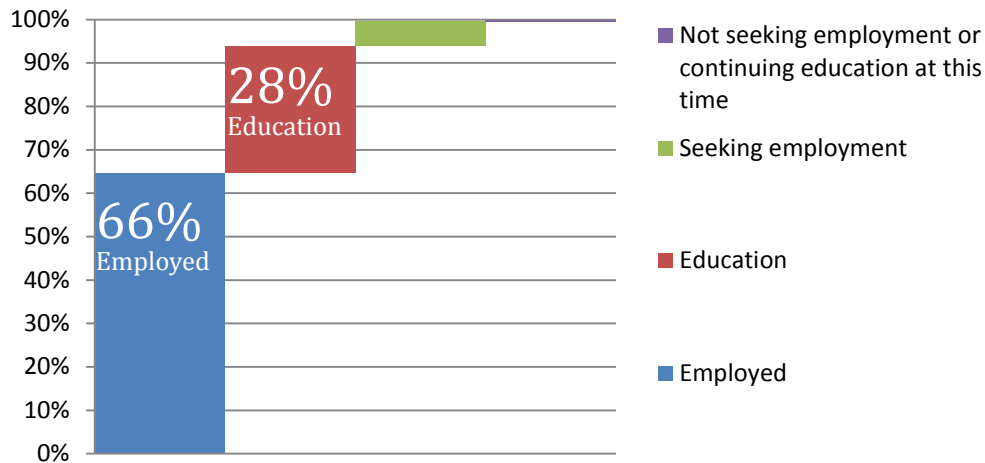


Undergraduate Career & Advanced Degree Outcomes Class of 2013-14

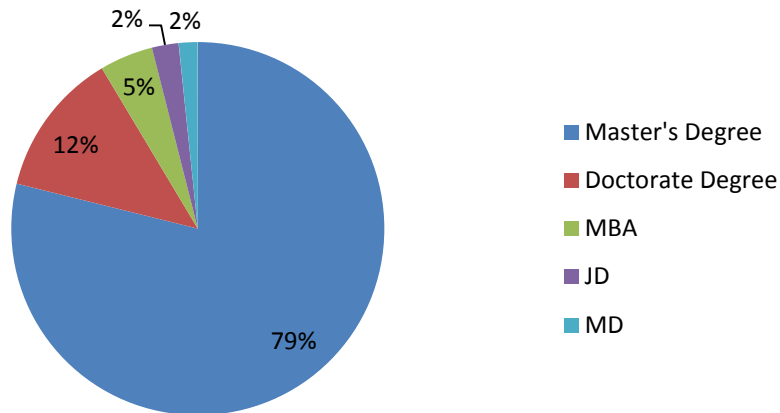


94% employed or continuing education

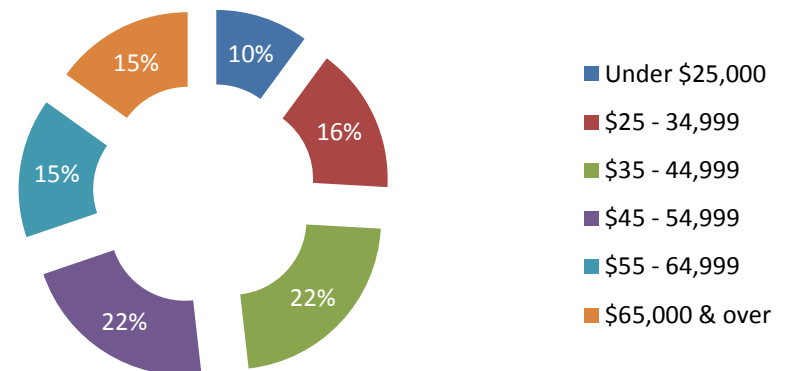
Early Career Outcome



Graduate Degree



Salary Distribution



Graduate Schools

DOCTORATE DEGREE

- Brandeis University
- Harvard-MIT HST
- Massachusetts School of Professional Psychology
- MCPHS University
- Rensselaer Polytechnic Institute
- Simmons College
- UMass Lowell
- UMass Medical
- University of Arizona
- University of California, Davis
- University of Pennsylvania

JD

- Florida State University
- New England School of Law
- Roger Williams University
- Suffolk University

MASTER'S DEGREE

- Babson College
- Central Connecticut State University
- Fitchburg State University
- John Jay College of Criminal Justice
- Merrimack College
- Northeastern University

- Northwestern University
- Simmons College
- Southern New Hampshire University
- Tufts University
- UMass Amherst
- UMass Boston
- UMass Lowell
- University of Hartford

MBA

- Norwich University
- Southern New Hampshire University
- UMass Lowell

MD

- American University of Beirut Medical School
- Mayo Medical School
- Tufts University School of Medicine

Sample Employers

(Hired 2 or more 2013-14 graduates)

- Aerotek
- Analog Devices
- Aspen Technology
- Autoliv
- BAE Systems
- Baker Newman Noyes
- Barton Associates, Inc.
- Beacon ABA Services
- Black Duck Software
- Boston Children's Hospital
- City Year
- Comcast
- Commonwealth Care Alliance
- Commonwealth of Massachusetts
- DEKA Research & Development
- Draper Labs
- D'Youville Center for Advanced Therapy
- Elder Services of the Merrimack Valley
- Elliot Hospital
- EMC Corporation
- Enterprise Rent-a-Car
- Extreme Networks
- Fidelity Investments
- GeoDynamica
- GZA Environmental
- Haigh-Farr
- HB Communications
- Holy Family Hospital
- IBM
- Interactive Data
- Intronis
- John Galt Staffing
- Justice Resource Institute
- Key Program Inc.
- Lahey Hospital & Medical Center
- Lawrence General Hospital
- Liberty Mutual Insurance
- Lowell General Hospital
- Lowell Regional Wastewater Utility
- Mercury Systems
- Nashoba Learning Group
- Olympus IMS
- Pfizer
- Progress Software
- Putnam Investments
- Raytheon
- Red Hat
- Riverside Community Care
- Schneider Electric
- State Street Corp.
- State Street Bank
- TechTarget
- Teradyne
- The New England Center for Children
- The TJX Companies, Inc.
- Toxikon Corporation
- U. S. Air Force
- Unitrends
- University of Massachusetts Lowell
- Verizon Wireless
- Walden Behavioral Care
- Wyless



Undergraduate Career & Advanced Degree Outcomes

Class of 2013-14



College & Major	Class Size	Sample Size	Knowledge Rate	Employed	Education	Employed + Education	Count of SALARY	Min of SALARY	Average of SALARY	Max of SALARY
UMass Lowell	1857	1047	56%	66%	28%	94%	139	\$17,455	\$45,585	\$96,000
Engineering			76%	66%	26%	92%	40	\$25,000	\$57,747	\$96,000
Chemical Engineering (BSE)	45	34	76%	68%	18%	86%	3	\$52,000	\$68,000	\$88,000
Civil Engineering (BSE)	56	40	71%	68%	28%	96%	8	\$25,000	\$41,248	\$57,281
Computer Engineering (BSE)	11	11	100%	64%	27%	91%				
Electrical Engineering (BSE)	77	55	71%	67%	31%	98%	8	\$25,000	\$67,450	\$96,000
Mechanical Engineering (BSE)	128	99	77%	65%	24%	89%	16	\$45,000	\$58,520	\$68,800
Plastics Engineering (BSE)	24	20	83%	70%	30%	100%	4	\$40,000	\$57,500	\$67,000
Fine Arts, Humanities & Soc Sc			44%	64%	29%	93%	37	\$17,455	\$32,164	\$54,000
Criminal Justice (BS)	222	106	48%	62%	33%	95%	7	\$20,800	\$33,123	\$48,000
Economics (BA)	27	18	67%	83%	11%	94%	3	\$40,000	\$41,767	\$43,300
English (BA)	73	37	51%	68%	19%	87%	4	\$17,455	\$25,839	\$35,100
Fine Arts (BFA)	35	15	43%	87%	0%	87%	3	\$20,000	\$40,333	\$54,000
History (BA)	25	6	24%	17%	83%	100%				
Liberal Arts (BLA)	134	28	21%	79%	7%	86%	2	\$22,000	\$22,000	\$22,000
Modern Languages (BA)	8	6	75%	83%	17%	100%	2	\$31,000	\$31,100	\$31,200
Music Business (BM)	20	9	45%	100%	0%	100%				
Music Performance (BM)	7	2	29%	100%	0%	100%				
Music Studies (BM)	10	4	40%	25%	50%	75%				
Peace & Conflict Studies (BA)	3	2	67%	50%	50%	100%				
Philosophy (BA)	15	6	40%	17%	67%	84%				
Political Science (BA)	25	10	40%	80%	20%	100%	3	\$24,960	\$35,653	\$50,000
Psychology (BA)	168	94	56%	50%	44%	94%	15	\$20,000	\$29,369	\$50,000
Sociology (BA)	19	7	37%	71%	29%	100%				
Sound Recording Tech (BM)	21	10	48%	100%	0%	100%				

Undergraduate Career & Advanced Degree Outcomes

Class of 2013-14



College & Major	Class Size	Sample Size	Knowledge Rate	Employed	Education	Employed + Education	Count of SALARY	Min of SALARY	Average of SALARY	Max of SALARY
Health Sciences			49%	52%	42%	94%	25	\$20,000	\$42,527	\$70,000
Clinical Lab Sciences (BS)	38	20	53%	40%	60%	100%	2	\$33,540	\$39,270	\$45,000
Community Health (BS)	31	19	61%	63%	37%	100%	4	\$40,000	\$43,750	\$50,000
Environmental Health (BS)	2	1	50%	0%	100%	100%				
Exercise Physiology (BS)	67	40	60%	25%	70%	95%	3	\$20,800	\$31,933	\$40,000
Nursing (BS)	96	35	36%	86%	6%	92%	15	\$20,000	\$45,890	\$70,000
Nutritional Science (BS)	13	7	54%	57%	14%	71%				
Manning School of Business			60%	82%	14%	96%	22	\$33,000	\$43,392	\$65,000
Accounting (BBA)	51	36	71%	47%	44%	91%	2	\$33,000	\$44,000	\$55,000
Entrepreneurship (BBA)	16	8	50%	63%	25%	88%	2	\$37,000	\$38,500	\$40,000
Finance (BBA)	108	56	52%	82%	16%	98%	8	\$35,000	\$47,438	\$65,000
Information Systems (BBA)	36	23	64%	100%	0%	100%				
International Business (BBA)	20	12	60%	75%	8%	83%	2	\$40,000	\$42,500	\$45,000
Management (BBA)	162	97	60%	91%	6%	97%	10	\$35,000	\$41,812	\$50,000
Marketing (BBA)	113	69	61%	86%	12%	98%	7	\$35,000	\$42,143	\$65,000
Supply Chain & Oper Mgmt (BBA)	11	7	64%	86%	0%	86%	1	\$52,000	\$52,000	\$52,000
Sciences			64%	47%	49%	96%	15	\$30,000	\$54,573	\$80,000
Biology (BS)	97	58	60%	43%	53%	96%	5	\$30,000	\$40,018	\$55,000
Chemistry (BS)	14	9	64%	33%	56%	89%				
Computer Science (BS)	42	31	74%	90%	10%	100%	9	\$52,500	\$62,944	\$80,000
Environmental Science (BS)	16	9	56%	22%	67%	89%				
Mathematics (BA)	6	4	67%	50%	25%	75%				
Mathematics (BS)	21	12	57%	25%	75%	100%				
Physics (BS)	21	16	76%	13%	81%	94%				